



### District Report Card: 2017


<b>State:</b> Himachal Pradesh	<b>District:</b> Shimla
<b>Class:</b> 8	<b>Subject:</b> Mathematics
<b>Schools:</b> 51	<b>Students:</b> 896


### Participation/Coverage


#### Students

<div>GENDER</div> <div></div>	Boys				Girls			
	Number		%		Number		%	
	450		50.22		446		49.78	

<div>AREA</div> <div></div>	Rural				Urban			
	Number		%		Number		%	
	780		87.05		116		12.95	

<div>CATEGORY</div> <div></div>	SC		ST		OBC		GEN	
	Number	%	Number	%	Number	%	Number	%
	343	38.28	21	2.34	2	0.22	530	59.15

<div>CWSN</div> <div></div>	LD	VI	HI	S&LD	ID	Oth
	0	3	0	1	3	3

<div>Management</div> <div></div>	Government			Government-aided		
	Number		%	Number		%
	871		97.21	25		2.79

### Average Performance of Students in Mathematics (%)

Overall	Gender		Area		Management		Social Group			
	Male	Female	Rural	Urban	Govt.	Aided	SC	ST	OBC	GEN
36.65	36.53	36.77	36.30	39.02	36.01	58.93	36.31	35.87	30.00	36.93

## Performance on Learning Outcomes (LOs)

Learning Outcomes	Description	Average Performance(%)
M601	Solves problems involving large numbers by applying appropriate operations	31.89
M606	Solves problems on daily life situations involving addition and subtraction of fractions / decimals	30.80
M620	Finds out the perimeter and area of rectangular objects in the surroundings like floor of the class room, surfaces of a chalk box etc.	34.71
M621	Arranges given/collected information in the form of table, pictograph and bar graph and interprets them	28.20
M702	Interprets the division and multiplication of fractions	37.39
M705	Solves problems related to daily life situations involving rational numbers	32.25
M706	Uses exponential form of numbers to simplify problems involving multiplication and division of large numbers	25.75
M707	Adds/subtracts algebraic expressions	47.10
M710	Solves problems related to conversion of percentage to fraction and decimal and vice versa	16.32
M717	Finds out approximate area of closed shapes by using unit square grid/graph sheet	25.60
M719	Finds various representative values for simple data from her/his daily life contexts like mean, median and mode	53.87
M721	Interprets data using bar graph	55.17
M801	Generalizes properties of addition, subtraction, multiplication and division of rational numbers through patterns	29.66
M802	Finds rational numbers between two given rational numbers	35.40
M803	Proves divisibility rules of 2, 3, 4, 5, 6, 9 and 11	45.77
M804	Finds squares, cubes, square roots and cube roots of numbers using different methods	35.17
M808	Uses various algebraic identities in solving problems of daily life	51.03
M812	Verifies properties of parallelogram and establishes the relationship between them through reasoning	34.12
M818	Finds surface area and volume of cuboidal and cylindrical object	17.01
M819	Draws and interprets bar charts and pie charts	34.82

Range of Performance of Students who Answered Correctly							
Below 30%		30% - 50%		50% - 75%		Above 75%	
Number	%	Number	%	Number	%	Number	%
337	37.61	399	44.53	124	13.84	36	4.02

## Lowest Performing Learning Outcomes (LOs)

- 1 - Solves problems related to conversion of percentage to fraction and decimal and vice versa (16.32)
- 2 - Finds surface area and volume of cuboidal and cylindrical object (17.01)
- 3 - Finds out approximate area of closed shapes by using unit square grid/graph sheet (25.60)

- 4 - Uses exponential form of numbers to simplify problems involving multiplication and division of large numbers (25.75)
- 5 - Arranges given/collected information in the form of table, pictograph and bar graph and interprets them (28.20)